

DECLARATIONS OF CONFORMITY

We, **Veracity UK Ltd**, of Prestwick International Aerospace Park, 4 Dow Road, Prestwick, KA9 2TU, UK declare under our sole responsibility that the product:

VHW-HWPS-C2 HIGHWIRE Powerstar Duo

is in conformity with the essential requirements and other relevant requirements of the EMC Directive (2014/30/EU)

The products are in conformity with the following standards:

EN 55022:2010
EN 55024:2010

Responsible person:



Alastair McLeod, Group CEO
7th Dec 2015, Prestwick,

Issued:

This device complies with Part 15 of the FCC Rules. Operation is subject to the following two conditions: (1) this device may not cause harmful interference, and (2) this device must accept any interference received, including interference that may cause undesired operation.

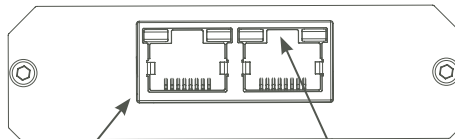
NOTE: This equipment has been tested and found to comply with the limits for a Class B digital device, pursuant to Part 15 of the FCC Rules. These limits are designed to provide reasonable protection against harmful interference when the equipment is operated in a commercial environment.

This equipment generates, uses, and can radiate radio frequency energy and, if not installed and used in accordance with the instruction manual, may cause harmful interference to radio communications. Operation of this equipment in a residential area is likely to cause harmful interference in which case the user will be required to correct the interference at his own expense.



© Veracity UK Ltd 2016 QSGWV1.4 UK
HIGHWIRE POWERSTAR DUO is a trademark of Veracity UK Ltd

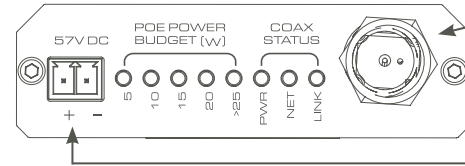
CONNECTIONS & LEDS



RJ45 Ethernet 10/100Base-Tx and POE connectors (auto speed, duplex, crossover, POE/POE Plus)

LED	FUNCTION
RJ45 Yellow	On = link Blink = activity
RJ45 Green	On = POE detected and enabled

CONNECTIONS & LEDS



BNC Connector (for connection to any 75ohm coaxial cable)

Power Connector Optional (Connect to a Veracity 57V power supply only - in polarity shown)

LED	FUNCTION	GREEN	ORANGE	RED
COAX LINK	Coax data connection	Blink = no link On = 100Mbps	Loss of data	Severe Loss of data
COAX NET	Base side network connection	On = link Blink = activity	n/a	10Base-T (not supported)
COAX PWR (Power)	POE over coax status	On = enabled by Base unit	n/a	Blink = error code
POE POWER BUDGET	Total camera power budget	On = available 5W 5W blink = <5W	Approaching power limit	Power limit exceeded

VHW-HWPS-C2

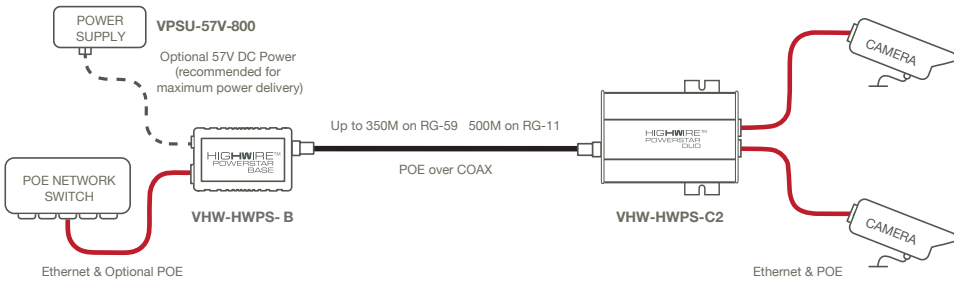
QUICK START GUIDE

2 PORT ETHERNET OVER COAX ADAPTOR

HIGHWIRE™
POWERSTAR
DUO



APPLICATION DIAGRAM
POE OVER COAX



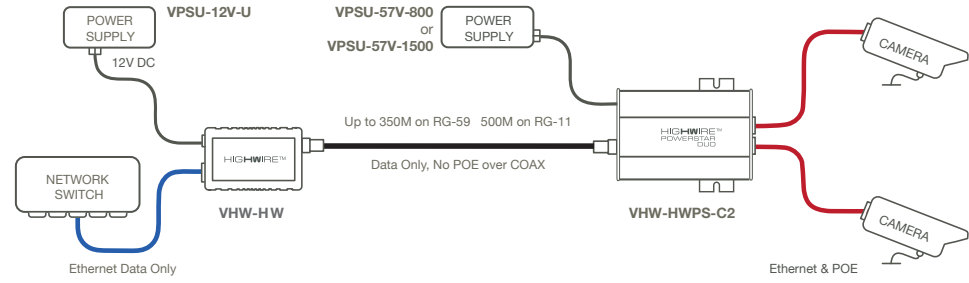
Connect 1-2 cameras or POE / non-POE devices to the RJ45 ports.

57V DC power to the HIGHWIRE Powerstar Base unit is recommended, giving typically 25 watts of total camera power budget.

Total camera power budget using a POE switch is typically 8 watts (802.3af) or 18 watts (802.3at). Refer to the power budget table in the datasheet.

Note | The LED indicated power is the total limit and remains constant.

APPLICATION DIAGRAM
LOCAL POWER SUPPLY



Connecting 57V DC power directly to the Duo unit increases the POE power available if required.

The VPSU-57V-800 supply supports 40 watts of total camera power and the VPSU 57V-1500 supports 78 watts.

No POE is sent over the coax, so a HIGHWIRE VHW-HW powered by 12V may be used at the base side.

PRODUCT DIMENSIONS

