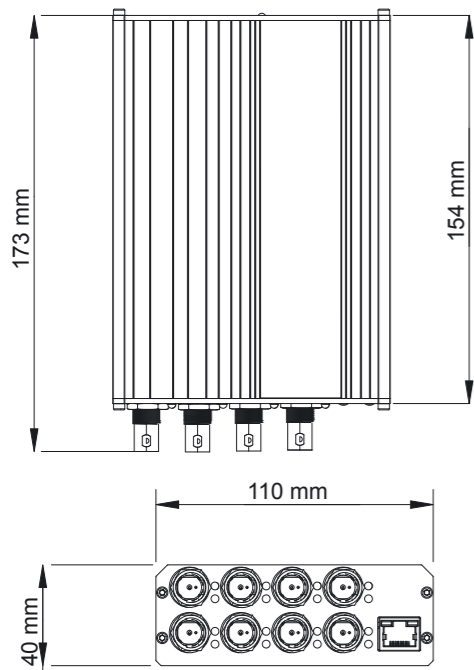


PRODUCT DIMENSIONS



Veracity UK Ltd Prestwick International Aerospace Park, 4 Dow Road, Prestwick, KA9 2TU. UK

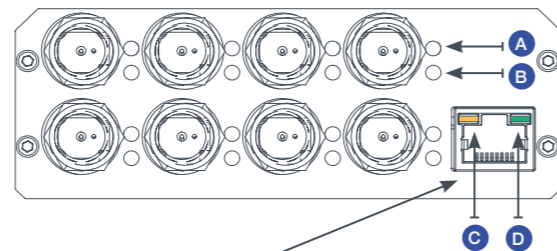
Veracity's Authorised Representative in the EU (as required by EU law for CE marked goods) is: Comply Express Unipessoal Limitada, StartUp Madeira, EV141, Campus da Penteada, 9020 105 Funchal, Portugal.

© Veracity UK Ltd 2021 QSG DV1.3 EN HIGHWIRE Powerstar Base 8 is a registered trademark of Veracity UK Ltd

CONNECTIONS AND LEDS

LOCATION	POE LED	FUNCTION	GREEN	ORANGE	RED
A	COAX LINK ACTIVITY	Coax data connection	Blink = No link to camera On = 100Base-TX to camera Flash = 100Base-TX activity	Blink = 10Base-T link to camera Flash = 10Base-T activity	On = Data rate <100% Cable distance at limit
B	COAX POE (Power)	POE over coax status	On = Device detected	On = Approaching power limit Flash = Short circuit. Check for cable faults or incompatible equipment	On = Power limit reached Flash = POE discontinued due to overload

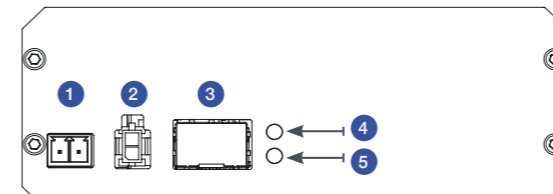
8 x BNC connectors. Connect to any 75 ohm coaxial cable.



	ETHERNET LED	FUNCTION
C	RJ45 Yellow	On = Link Blink = Activity
D	RJ45 Green	On = Power on

CONNECTIONS AND LEDS

57V Power Supply Options | Connect to either option 1 **OR** option 2



FUNCTIONS	SFP LED	OPERATION
1 57V DC Power	Top	Red = No module inserted Green = Device inserted
2 57V DC Power	4	
3 SFP Module	Bottom	Off = No module inserted Red = No device link detected Green = Link detected
4 SFP Top LED	5	
5 SFP Bottom LED		

VHW-HWPS-B8

QUICKSTART GUIDE

8 PORT EOC BASE WITH POE PLUS

HIGHWIRE®
POWERSTAR BASE 8



veracity

OVERVIEW

HIGHWIRE Powerstar products are designed to enable the transmission of standard Ethernet and POE (Power over Ethernet) over coaxial cables originally installed for analogue video transmission for CCTV.

These devices can be classed as network adaptors or media converters. They are typically used where analogue CCTV cameras are being replaced with modern digital network cameras, known as "IP cameras". This permits IP cameras to be installed without having to replace cable and re-wire buildings.

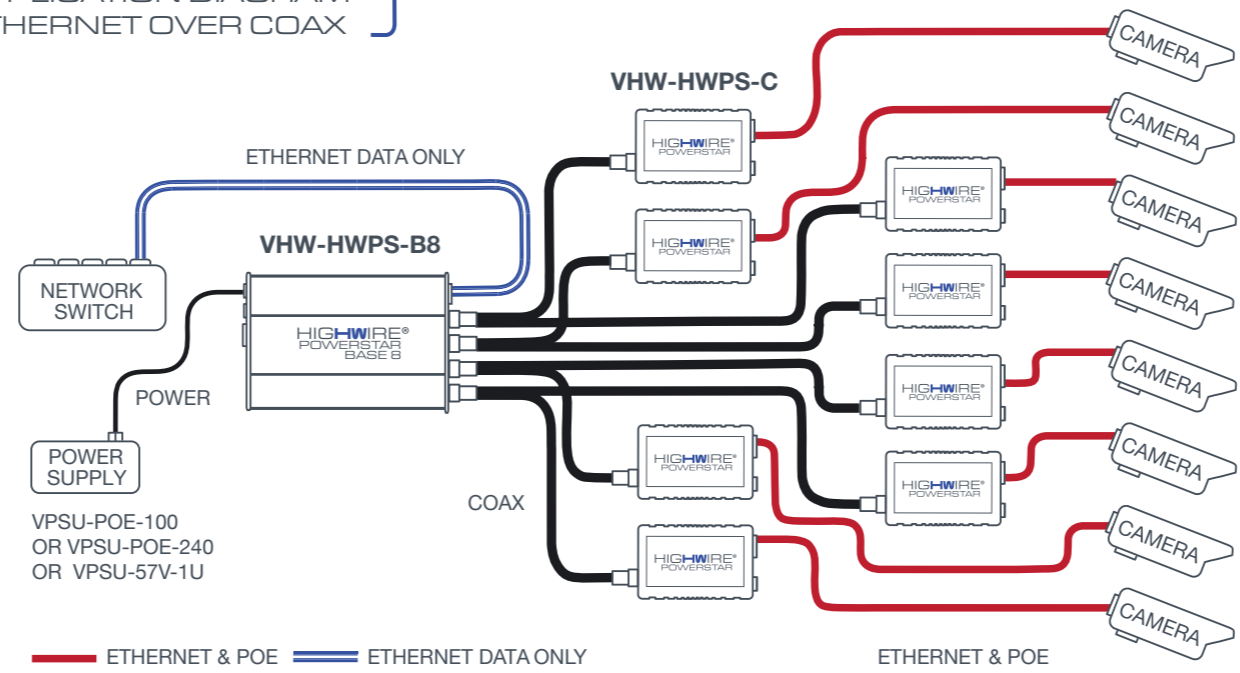
In most CCTV installations, multiple coaxial cable runs will come together at a central point (e.g. equipment room or control room). The Base devices are located here. Whilst multiple single-channel HIGHWIRE Powerstar Base devices can be used for multiple channels, it is more cost-effective to provide integrated multi-channel devices with an internal Ethernet switch, allowing more than one coaxial cable to be connected into the network system per HIGHWIRE device.

HIGHWIRE Powerstar Base 8 provides eight coaxial cable connections. The Base unit has a single standard RJ45 Gigabit Ethernet port to allow connection to a main network switch. An SFP socket is also provided to allow a fibre network connection if required by the application.

All HIGHWIRE Powerstar Base 8 devices must be powered through a DC power connector which is designed for a maximum of 6A at 57V DC.

The 100W, 240W or 1U Rackmount Veracity 57V DC Power Supplies are recommended. The 240W or 1U allow up to 25W of POE to be delivered to each IP camera connected.

APPLICATION DIAGRAM ETHERNET OVER COAX



INSTALLATION

Connect the coax cable for 1-8 cameras or POE / non-POE devices to the BNC connectors of the HIGHWIRE Powerstar Base 8 at the switch end.

Connect the coax cable to the BNC connectors of the HIGHWIRE Powerstar Camera devices at the camera end.

Connect 1-8 cameras or POE / non-POE devices to the RJ45 ports of the HIGHWIRE Powerstar Camera devices at the camera end.

Connect the HIGHWIRE Powerstar Base 8 device to a network switch.

Connect the HIGHWIRE Powerstar BASE 8 device to your chosen 57V Veracity Power Supply. The installation is complete.

TECHNICAL SPECIFICATION

Power Input	PSU 57V DC up to 6A via a 2 pin detachable screw terminal (supplied) or a 2 pin Micro-Fit power connector
EOC Power Output	Max 25W per port (POE Plus)
Ethernet Interface	Connector type RJ45 Ethernet Gigabit port to allow connection to a main network switch
HIGHWIRE Interface	Connector type BNC 75 ohm Range Up to 300m on RG59, 500m on RG11 Bandwidth 200Mbps (total up + down)
Dimensions	173 x 110 x 40mm (6.8 x 4.3 x 1.6in) inc BNCs
Weight	572g (20.2oz) unpackaged
Compliance	RoHS, CE, FCC, UKCA, REACH, UL
Temperature	Operating 0°C to 40°C (32°F to 104°F)
Relative Humidity	85% non condensing
Installation	The device is supplied in an aluminium chassis with rubber feet. It may be used as a stand-alone or may be rackmounted via available accessories.

IMPORTANT SAFETY NOTES

- | This equipment is designed for indoor use only.
- | If the equipment is used in a manner not specified by the manufacturer, the protection provided by the equipment may be impaired.
- | Contact details for Sales and Technical Support can be found on the Company website: www.veracityglobal.com